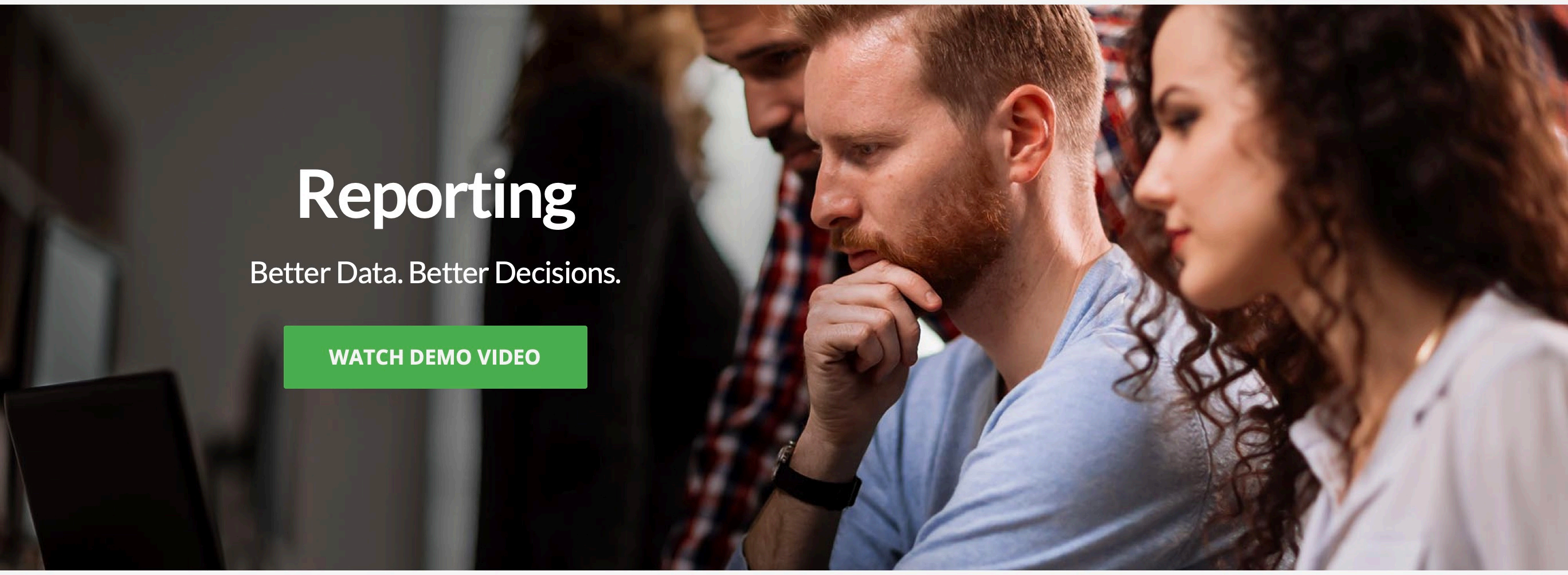

Reporting

Better Data. Better Decisions.

WATCH DEMO VIDEO

Use data to your advantage.

Analytics are often the most overlooked and underused features of a POS system. Business owners just don't want to deal with confusing, overly-complex reports that require a crazy amount of effort to decipher. With Smartwerks, you'll have all the information you need in streamlined, simple-to-understand reports. Track sales, inventory, customer activity, employee performance, and critical accounting metrics quickly, and with ease.

Sales

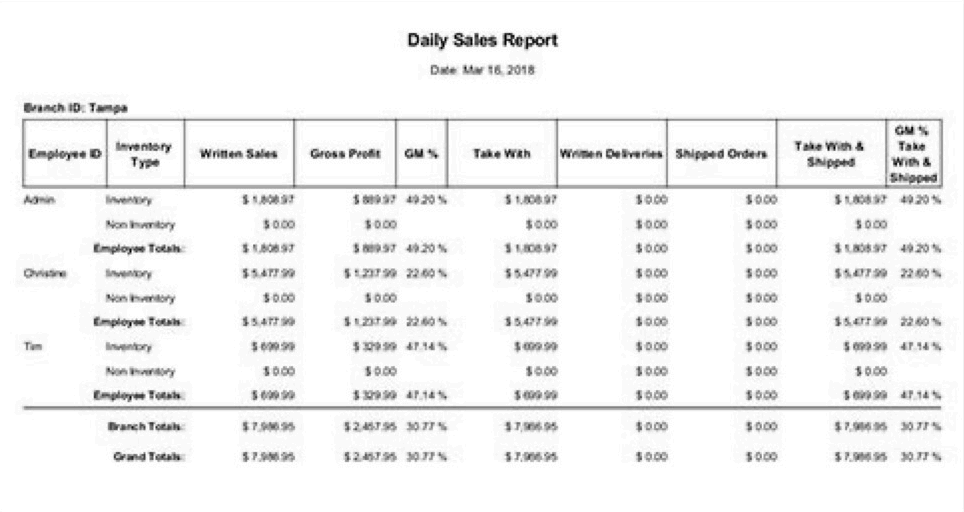

Daily Sales Report

Date: Mar 16, 2018

Branch ID: Tampa

Employee ID	Inventory Type	Written Sales	Gross Profit	GM %	Take With	Written Deliveries	Shipped Orders	Take With & Shipped	GM % Take With & Shipped
Admin	Inventory	$ 1,808.97	$ 889.97	49.20 %	$ 1,808.97	$ 0.00	$ 0.00	$ 1,808.97	49.20 %
	Non Inventory	$ 0.00	$ 0.00		$ 0.00	$ 0.00	$ 0.00	$ 0.00	
	Employee Totals:	$ 1,808.97	$ 889.97	49.20 %	$ 1,808.97	$ 0.00	$ 0.00	$ 1,808.97	49.20 %
Christine	Inventory	$ 5,477.99	$ 1,237.99	22.60 %	$ 5,477.99	$ 0.00	$ 0.00	$ 5,477.99	22.60 %
	Non Inventory	$ 0.00	$ 0.00		$ 0.00	$ 0.00	$ 0.00	$ 0.00	
	Employee Totals:	$ 5,477.99	$ 1,237.99	22.60 %	$ 5,477.99	$ 0.00	$ 0.00	$ 5,477.99	22.60 %
Tim	Inventory	$ 699.99	$ 329.99	47.14 %	$ 699.99	$ 0.00	$ 0.00	$ 699.99	47.14 %
	Non Inventory	$ 0.00	$ 0.00		$ 0.00	$ 0.00	$ 0.00	$ 0.00	
	Employee Totals:	$ 699.99	$ 329.99	47.14 %	$ 699.99	$ 0.00	$ 0.00	$ 699.99	47.14 %
	Branch Totals:	$ 7,986.95	$ 2,457.95	30.77 %	$ 7,986.95	$ 0.00	$ 0.00	$ 7,986.95	30.77 %
	Grand Totals:	$ 7,986.95	$ 2,457.95	30.77 %	$ 7,986.95	$ 0.00	$ 0.00	$ 7,986.95	30.77 %

DAILY SALES REPORT

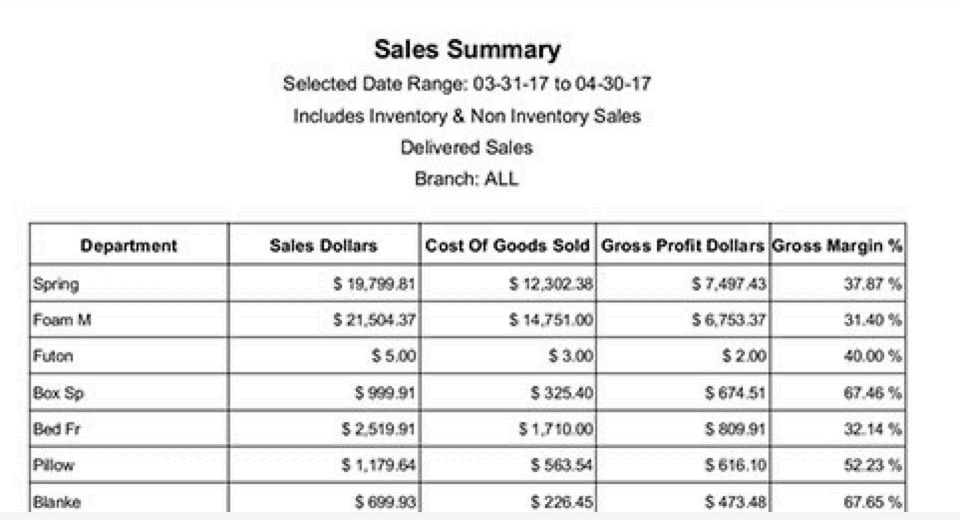

Sales Summary

Selected Date Range: 03-31-17 to 04-30-17

Includes Inventory & Non Inventory Sales

Delivered Sales

Branch: ALL

Department	Sales Dollars	Cost Of Goods Sold	Gross Profit Dollars	Gross Margin %
Spring	$ 19,799.81	$ 12,302.38	$ 7,497.43	37.87 %
Foam M	$ 21,504.37	$ 14,751.00	$ 6,753.37	31.40 %
Futon	$ 5.00	$ 3.00	$ 2.00	40.00 %
Box Sp	$ 999.91	$ 325.40	$ 674.51	67.46 %
Bed Fr	$ 2,519.91	$ 1,710.00	$ 809.91	32.14 %
Pillow	$ 1,179.64	$ 563.54	$ 616.10	52.23 %
Blanke	$ 699.93	$ 226.45	$ 473.48	67.65 %

SALES SUMMARY REPORT

Get a snapshot of sales activity for a specific day. Track gross margins, gross profit, and amounts for both written and delivered sales.

View high-level sales information for a specified date range. Run the report by brand, department, product type, or employee for one or all branches.



Sales Detail Report
Selected Date Range: 02-16-18 to 03-16-18
Branch: ALL
Customer: ALL
Note: Only delivered items are shown.

Inv. Date	Inv. #	Type	Sales Rep	Item Num#	Description	Brand	Qty	Unit Cost	Ext. Cost	Sell Price	Ext. Sell Price	Total Discount	Total Sale $	GM%
02-21-18	1611	T/W	Admin	7013	Cigar Arm Club Chair Camel Bonded Leather	CIG	1	$ 164.99	$ 164.99	$224.99	$ 224.99	$0.00	$ 224.99	26.67 %
02-21-18	1611	T/W	Admin	6000	Gel Pillow	EUR	2	$ 12.49	$ 24.98	$49.99	$ 99.98	$ 10.00	$ 89.98	72.24 %
02-21-18	1612	T/W	Admin	201	Tempu-Simplicity 8" Firm Twin	Tempu	1	$ 478.44	$ 478.44	$720.00	$ 720.00	$0.00	$ 720.00	33.55 %
02-26-18	1615	T/W	Admin	7013	Cigar Arm Club Chair Camel Bonded Leather	CIG	1	$ 164.99	$ 164.99	$224.99	$ 224.99	$0.00	$ 224.99	26.67 %
02-26-18	1615	T/W	Admin	101	H&R 9" Somerville Firm Twin	Hampt	1	$ 150.00	$ 150.00	$209.00	$ 209.00	$0.00	$ 209.00	28.23 %
02-27-18	1617	T/W	Admin	5596874	Blue Chair	CREST	1	$ 299.00	$ 299.00	$499.00	$ 499.00	$0.00	$ 499.00	40.08 %
03-01-18	1618	T/W	Admin	702	Supreme Dream Plus Gel Fiber-Filled Pillows	SLEEP	5	$ 14.00	$ 70.00	$29.99	$ 149.95	$ 15.00	$ 134.95	48.13 %
03-14-18	1621	D	Admin	702	Supreme Dream Plus Gel Fiber-Filled Pillows	SLEEP	1	$ 14.00	$ 14.00	$29.99	$ 29.99	$0.00	$ 29.99	53.32 %
03-14-18	1621	D	Admin	123000	Arm Chair	AMERM	1	$ 565.00	$ 565.00	$ 1,000.00	$ 1,000.00	$0.00	$ 1,000.00	43.50 %
03-02-18	1622	T/W	Admin	3030	Kids Trundle Pull Out Bed Platform/Frame	HOUSE	1	$ 149.99	$ 149.99	$399.99	$ 399.99	$40.00	$ 359.99	58.33 %

SALES DETAIL REPORT

This report provides a detailed breakdown of sold items for a specified time period. It also allows you to pinpoint gross margins for each product sold.

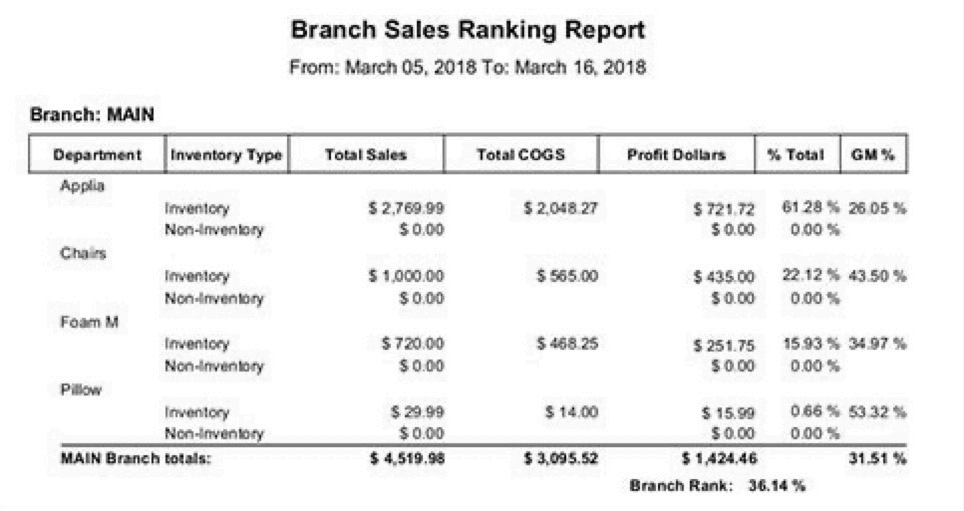

Branch Sales Ranking Report
From: March 05, 2018 To: March 16, 2018

Branch: MAIN

Department	Inventory Type	Total Sales	Total COGS	Profit Dollars	% Total	GM %
Applia						
	Inventory	$ 2,769.99	$ 2,048.27	$ 721.72	61.28 %	26.05 %
	Non-Inventory	$ 0.00		$ 0.00	0.00 %	
Chairs						
	Inventory	$ 1,000.00	$ 565.00	$ 435.00	22.12 %	43.50 %
	Non-Inventory	$ 0.00		$ 0.00	0.00 %	
Foam M						
	Inventory	$ 720.00	$ 468.25	$ 251.75	15.93 %	34.97 %
	Non-Inventory	$ 0.00		$ 0.00	0.00 %	
Pillow						
	Inventory	$ 29.99	$ 14.00	$ 15.99	0.66 %	53.32 %
	Non-Inventory	$ 0.00		$ 0.00	0.00 %	
MAIN Branch totals:		$ 4,519.98	$ 3,095.52	$ 1,424.46		31.51 %

Branch Rank: 36.14 %

BRANCH SALES RANKING REPORT

See how each store is performing in relation to the others and make business decisions accordingly. Branch sales are broken down by brand or department.

Other Sales Reports:

- Customer Deposit Report
- Sales Tax Report
- Cash Drawer Report

Inventory

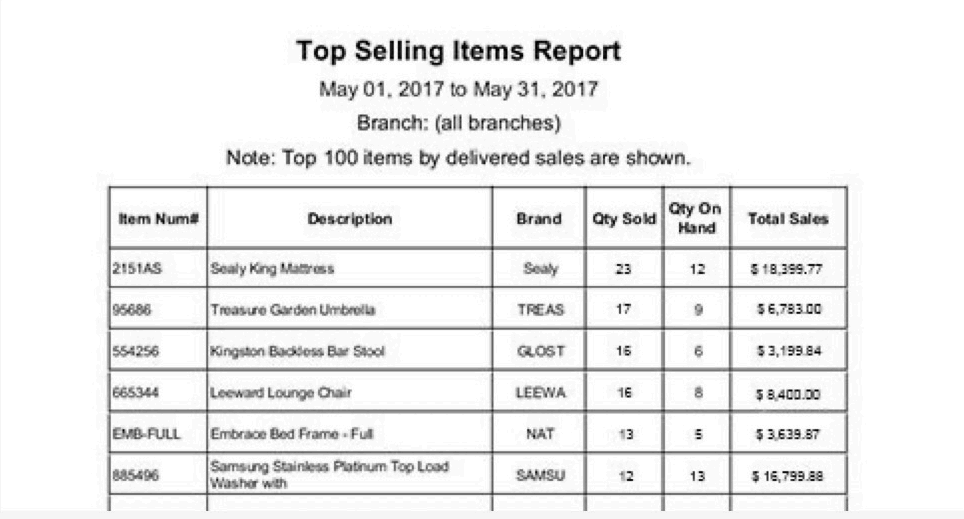

Top Selling Items Report
May 01, 2017 to May 31, 2017
Branch: (all branches)
Note: Top 100 items by delivered sales are shown.

Item Num#	Description	Brand	Qty Sold	Qty On Hand	Total Sales
2151AS	Sealy King Mattress	Sealy	23	12	$ 18,399.77
95686	Treasure Garden Umbrella	TREAS	17	9	$ 6,783.00
554256	Kingston Backless Bar Stool	GLOST	16	6	$ 3,199.84
665344	Leeward Lounge Chair	LEEWA	16	8	$ 8,400.00
EMB-FULL	Embrace Bed Frame - Full	NAT	13	5	$ 3,639.87
885496	Samsung Stainless Platinum Top Load Washer with	SAMSU	12	13	$ 16,799.88

TOP SELLING ITEMS REPORT

Know your most popular items. View the Top 100 items sold over a specified time period, sorted by quantity. The current quantity on hand and sales dollars are also included.

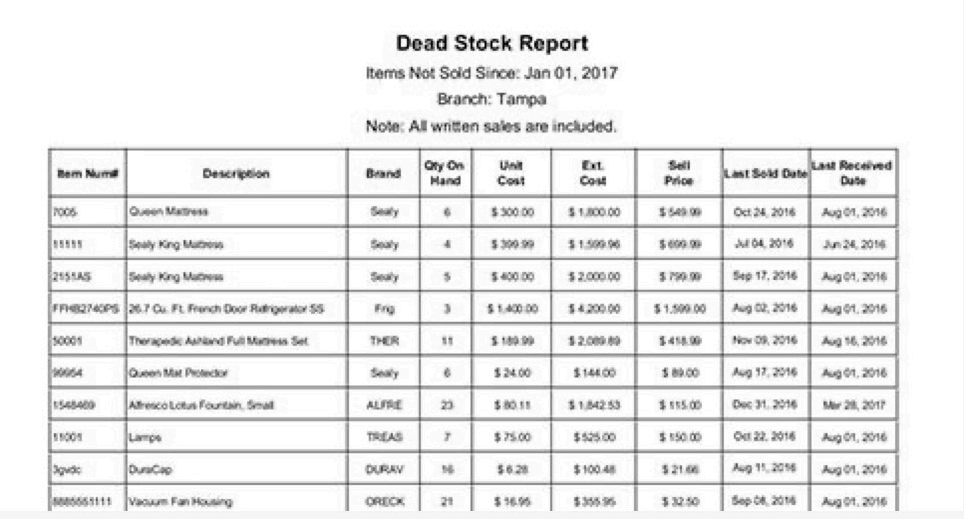

Dead Stock Report
Items Not Sold Since: Jan 01, 2017
Branch: Tampa
Note: All written sales are included.

Item Num#	Description	Brand	Qty On Hand	Unit Cost	Ext. Cost	Sell Price	Last Sold Date	Last Received Date
7005	Queen Mattress	Sealy	6	$ 300.00	$ 1,800.00	$ 549.99	Oct 24, 2016	Aug 01, 2016
11111	Sealy King Mattress	Sealy	4	$ 399.99	$ 1,599.96	$ 699.99	Jul 04, 2016	Jun 24, 2016
2151AS	Sealy King Mattress	Sealy	5	$ 400.00	$ 2,000.00	$ 799.99	Sep 17, 2016	Aug 01, 2016
FFHB2740PS	26.7 Cu. Ft. French Door Refrigerator SS	Frig	3	$ 1,400.00	$ 4,200.00	$ 1,599.00	Aug 02, 2016	Aug 01, 2016
50001	Therapedic Ashland Full Mattress Set	THER	11	$ 189.99	$ 2,089.89	$ 418.99	Nov 09, 2016	Aug 16, 2016
99954	Queen Mat Protector	Sealy	6	$ 24.00	$ 144.00	$ 89.00	Aug 17, 2016	Aug 01, 2016
1548469	Alfresco Lotus Fountain, Small	ALFRE	23	$ 80.11	$ 1,842.53	$ 115.00	Dec 31, 2016	Mar 28, 2017
11001	Lamps	TREAS	7	$ 75.00	$ 525.00	$ 150.00	Oct 22, 2016	Aug 01, 2016
3gvdc	DuraCap	DURAV	16	$ 6.28	$ 100.48	$ 21.66	Aug 11, 2016	Aug 01, 2016
8885551111	Vacuum Fan Housing	ORECK	21	$ 16.95	$ 355.95	$ 32.50	Sep 08, 2016	Aug 01, 2016

DEAD STOCK REPORT

Identify your least popular items; the ones that are not selling and costing you money. The report is sorted by quantity and includes the current quantity on hand and total sales dollars.

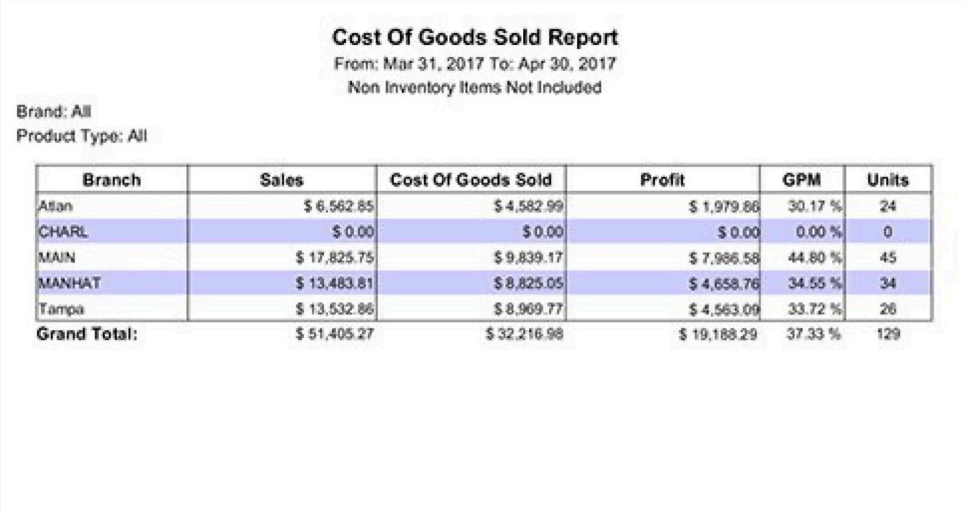

Cost Of Goods Sold Report
From: Mar 31, 2017 To: Apr 30, 2017
Non Inventory Items Not Included

Brand: All
Product Type: All

Branch	Sales	Cost Of Goods Sold	Profit	GPM	Units
Atlan	$ 6,562.85	$ 4,582.99	$ 1,979.86	30.17 %	24
CHARL	$ 0.00	$ 0.00	$ 0.00	0.00 %	0
MAIN	$ 17,825.75	$ 9,839.17	$ 7,986.58	44.80 %	45
MANHAT	$ 13,483.81	$ 8,825.05	$ 4,658.76	34.55 %	34
Tampa	$ 13,532.86	$ 8,969.77	$ 4,563.09	33.72 %	26
Grand Total:	$ 51,405.27	$ 32,216.98	$ 19,188.29	37.33 %	129

MONTHLY COGS REPORT

Learn how much you've spent on your products over a specified

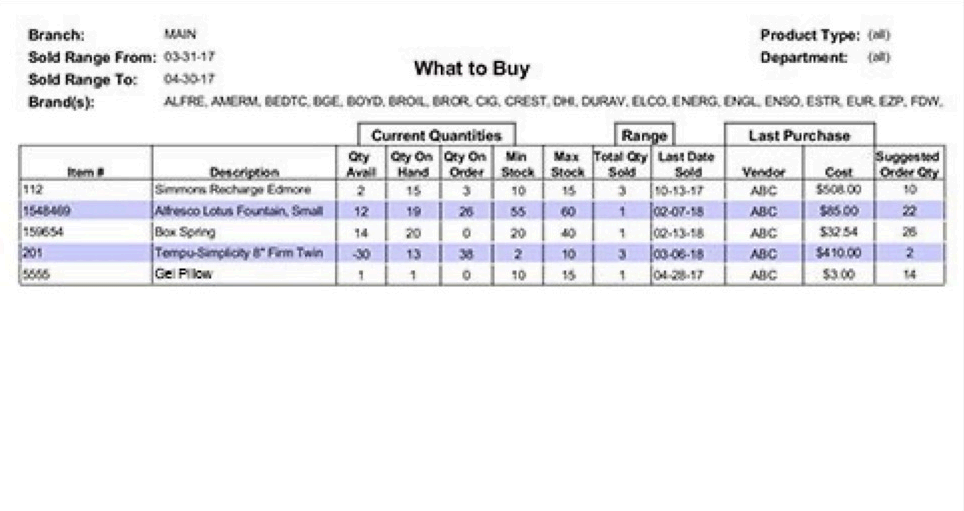

What to Buy

Branch: MAIN
Sold Range From: 03-31-17
Sold Range To: 04-30-17
Brand(s): ALFRE, AMERM, BEDTC, BGE, BOYD, BROIL, BROR, CIG, CREST, DHI, DURAV, ELCO, ENERG, ENGL, ENSO, ESTR, EUR, EZP, FDW,
Product Type: (all)
Department: (all)

		Current Quantities					Range		Last Purchase		
Item #	Description	Qty Avail	Qty On Hand	Qty On Order	Min Stock	Max Stock	Total Qty Sold	Last Date Sold	Vendor	Cost	Suggested Order Qty
112	Simmons Recharge Edmore	2	15	3	10	15	3	10-13-17	ABC	$508.00	10
1548469	Alfresco Lotus Fountain, Small	12	19	26	55	60	1	02-07-18	ABC	$85.00	22
159654	Box Spring	14	20	0	20	40	1	02-13-18	ABC	$32.54	26
201	Tempu-Simplicity 8" Firm Twin	-30	13	38	2	10	3	03-06-18	ABC	$410.00	2
5555	Gel Pillow	1	1	0	10	15	1	04-28-17	ABC	$3.00	14

WHAT TO BUY REPORT

Let Smartwerks suggest the items to include on your next date range. The report can be viewed for one or all branches and run for a specific brand and/or product type.

purchase order. Select one or more brands and filter the report by branch, department, and/or product type.

Other Inventory Reports:

- ✓ Inventory Valuation Report
- ✓ Buying Report
- ✓ Inventory Item GM%
- ✓ Inventory Replacement Cost

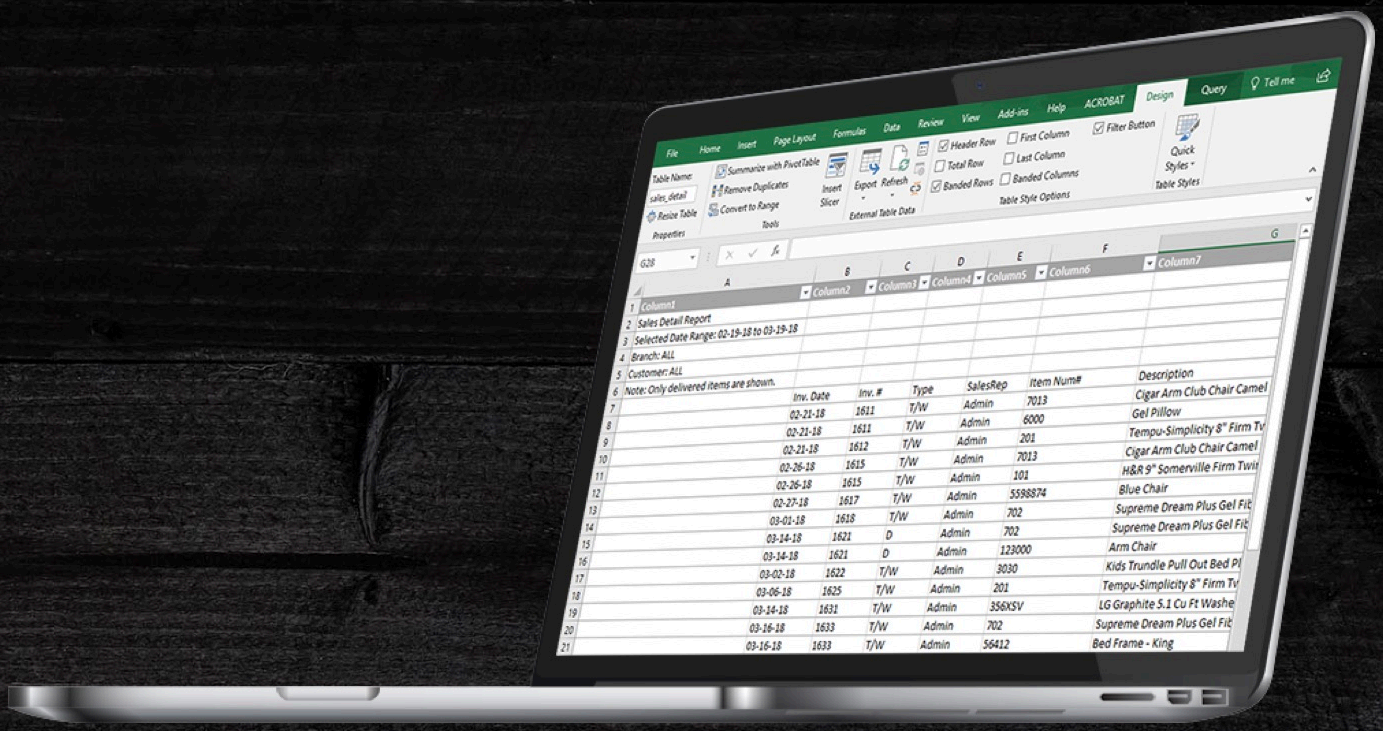

Export to Excel.

All Smartwerks reports are easy to save and open in Excel (or other spreadsheet software). Organize the information for your company-specific purposes or share it with a colleague.

Customers

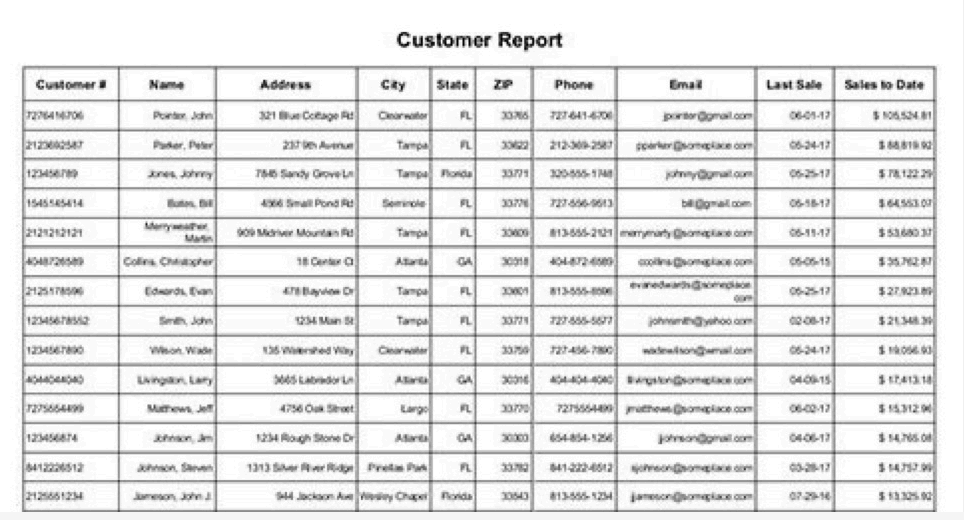

Customer Report

Customer #	Name	Address	City	State	ZIP	Phone	Email	Last Sale	Sales to Date
7276416706	Pointer, John	321 Blue Cottage Rd	Clearwater	FL	33765	727-641-6706	jpointer@gmail.com	06-01-17	$ 105,524.81
2123692587	Parker, Peter	237 9th Avenue	Tampa	FL	33622	212-369-2587	pparker@someplace.com	05-24-17	$ 88,819.92
123456789	Jones, Johnny	7846 Sandy Grove Ln	Tampa	Florida	33771	320-555-1748	johnny@gmail.com	05-25-17	$ 78,122.29
1545145414	Bates, Bill	4566 Small Pond Rd	Seminole	FL	33776	727-556-9513	bill@gmail.com	05-18-17	$ 64,553.07
2121212121	Merryweather, Martin	909 Midriver Mountain Rd	Tampa	FL	33609	813-555-2121	merrymarty@someplace.com	05-11-17	$ 53,680.37
4048726589	Collins, Christopher	18 Center Ct	Atlanta	GA	30318	404-872-6589	ccollins@someplace.com	05-05-15	$ 35,762.87
2125178596	Edwards, Evan	478 Bayview Dr	Tampa	FL	33601	813-555-8596	evanedwards@someplace.com	05-25-17	$ 27,923.89
12345678552	Smith, John	1234 Main St	Tampa	FL	33771	727-555-5577	johnsmith@yahoo.com	02-08-17	$ 21,348.39
1234567890	Wilson, Wade	135 Watershed Way	Clearwater	FL	33759	727-456-7890	wadewilson@email.com	05-24-17	$ 19,056.93
4044044040	Livingston, Larry	3665 Labrador Ln	Atlanta	GA	30316	404-404-4040	llivingston@someplace.com	04-09-15	$ 17,413.18
7275554499	Matthews, Jeff	4756 Oak Street	Largo	FL	33770	7275554499	jmatthews@someplace.com	06-02-17	$ 15,312.96
123456874	Johnson, Jim	1234 Rough Stone Dr	Atlanta	GA	30303	654-854-1256	jjohnson@gmail.com	04-06-17	$ 14,765.08
8412226512	Johnson, Steven	1313 Silver River Ridge	Pinellas Park	FL	33782	841-222-6512	sjohnson@someplace.com	03-28-17	$ 14,757.99
2125551234	Jameson, John J.	944 Jackson Ave	Wesley Chapel	Florida	33543	813-555-1234	jjameson@someplace.com	07-29-16	$ 13,325.92

CUSTOMER REPORT

View all your customers and their contact information in one place. See the date of their last purchase and most importantly, the amount of money they've spend at your business.



Customer Event Report

Birthdays

Customer #	Customer Name	Address	City	State	ZIP	Email	Contact Name	Month	Day	Last Sale
7275556632	Mitchell, Kimberly	724 Union St	Clearwater	FL	33755	kmitchell@someemail.com	Kim	10	1	
7275554769	Brooks, Michael	1822 N Belcher Rd	Clearwater	FL	33764	mbrooks@someemail.com	Mike	10	3	
7275551304	Peters, Stefan	2744 Drew St	Clearwater	FL	33759	speters@gmail.com	Stefan	10	4	09-22-11
7275556947	Irvin, James	2528 Nursery Rd	Clearwater	FL	33764	jirvin@someemail.com	James	10	7	09-22-11
2035557411	Matthews, Jason	6645 Shelter Rock Rd	Danbury	CT	06810	jason.matthews@gmail.com	Jason	10	11	10-03-11
7275558811	Owens, Joseph	2458 Harn Rd	Clearwater	FL	33764	jowens@someemail.com	Joseph	10	15	11-23-09
7275553148	Martinez, Krista	2652 Sunset Point Rd	Clearwater	FL	33759	kmartinez@someemail.com	Krista	10	24	10-03-11

CUSTOMER EVENTS REPORT

View a list of your customers' birthdays and anniversaries. Improve relationships by offering discounts or other deals to your customers on the days that are most special to them.

Other Customer Reports:

- ✓ Rewards Program Report

Employees

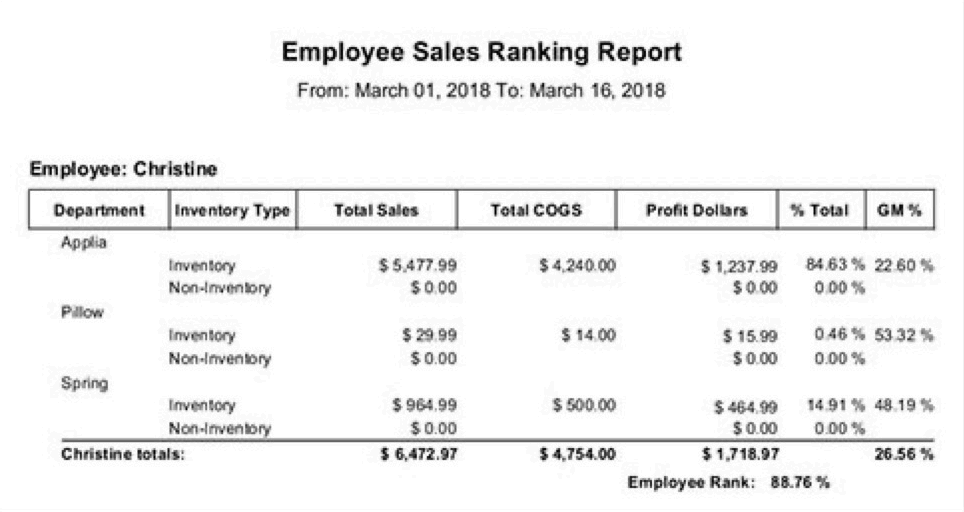

Employee Sales Ranking Report

From: March 01, 2018 To: March 16, 2018

Employee: Christine

Department	Inventory Type	Total Sales	Total COGS	Profit Dollars	% Total	GM %
Applia						
	Inventory	$ 5,477.99	$ 4,240.00	$ 1,237.99	84.63 %	22.60 %
	Non-Inventory	$ 0.00		$ 0.00	0.00 %	
Pillow						
	Inventory	$ 29.99	$ 14.00	$ 15.99	0.46 %	53.32 %
	Non-Inventory	$ 0.00		$ 0.00	0.00 %	
Spring						
	Inventory	$ 964.99	$ 500.00	$ 464.99	14.91 %	48.19 %
	Non-Inventory	$ 0.00		$ 0.00	0.00 %	
Christine totals:		**$ 6,472.97**	**$ 4,754.00**	**$ 1,718.97**		**26.56 %**

Employee Rank: 88.76 %

EMPLOYEE SALES RANKING REPORT

See how your employees are performing in terms of total sales, total cost of goods sold, profit, and gross margin percentage. Reward the best and coach those who need improvement.

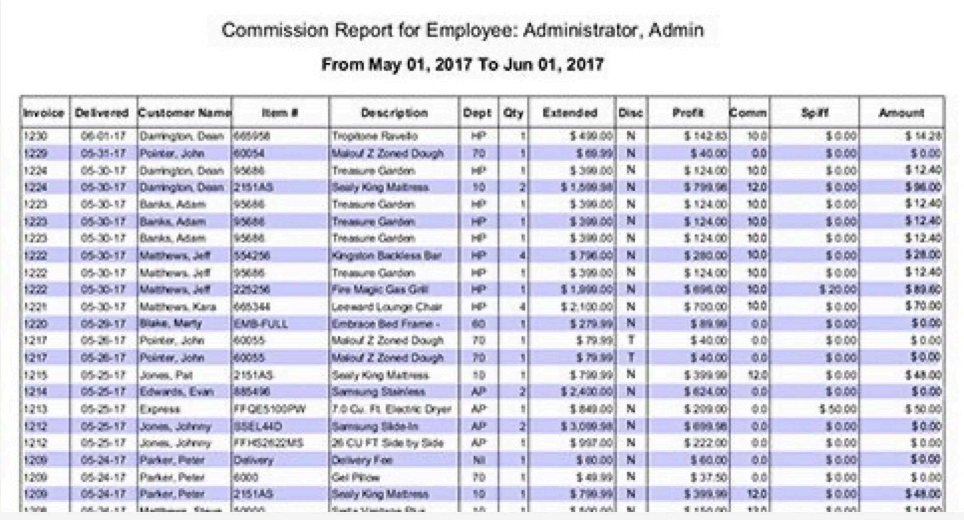

Commission Report for Employee: Administrator, Admin

From May 01, 2017 To Jun 01, 2017

Invoice	Delivered	Customer Name	Item #	Description	Dept	Qty	Extended	Disc	Profit	Comm	Spiff	Amount
1230	06-01-17	Darrington, Dean	665958	Tropitone Ravello	HP	1	$ 499.00	N	$ 142.83	10.0	$ 0.00	$ 14.28
1229	05-31-17	Pointer, John	60054	Malouf Z Zoned Dough	70	1	$ 69.99	N	$ 40.00	0.0	$ 0.00	$ 0.00
1224	05-30-17	Darrington, Dean	95686	Treasure Garden	HP	1	$ 399.00	N	$ 124.00	10.0	$ 0.00	$ 12.40
1224	05-30-17	Darrington, Dean	2151AS	Sealy King Mattress	10	2	$ 1,599.98	N	$ 799.98	12.0	$ 0.00	$ 96.00
1223	05-30-17	Banks, Adam	95686	Treasure Garden	HP	1	$ 399.00	N	$ 124.00	10.0	$ 0.00	$ 12.40
1223	05-30-17	Banks, Adam	95686	Treasure Garden	HP	1	$ 399.00	N	$ 124.00	10.0	$ 0.00	$ 12.40
1223	05-30-17	Banks, Adam	95686	Treasure Garden	HP	1	$ 399.00	N	$ 124.00	10.0	$ 0.00	$ 12.40
1222	05-30-17	Matthews, Jeff	554256	Kingston Backless Bar	HP	4	$ 796.00	N	$ 280.00	10.0	$ 0.00	$ 28.00
1222	05-30-17	Matthews, Jeff	95686	Treasure Garden	HP	1	$ 399.00	N	$ 124.00	10.0	$ 0.00	$ 12.40
1222	05-30-17	Matthews, Jeff	225256	Fire Magic Gas Grill	HP	1	$ 1,899.00	N	$ 696.00	10.0	$ 20.00	$ 89.60
1221	05-30-17	Matthews, Kara	665344	Leeward Lounge Chair	HP	4	$ 2,100.00	N	$ 700.00	10.0	$ 0.00	$ 70.00
1220	05-29-17	Blake, Marty	EMB-FULL	Embrace Bed Frame -	60	1	$ 279.99	N	$ 89.99	0.0	$ 0.00	$ 0.00
1217	05-26-17	Pointer, John	60055	Malouf Z Zoned Dough	70	1	$ 79.99	T	$ 40.00	0.0	$ 0.00	$ 0.00
1217	05-26-17	Pointer, John	60055	Malouf Z Zoned Dough	70	1	$ 79.99	T	$ 40.00	0.0	$ 0.00	$ 0.00
1215	05-25-17	Jones, Pat	2151AS	Sealy King Mattress	10	1	$ 799.99	N	$ 399.99	12.0	$ 0.00	$ 48.00
1214	05-25-17	Edwards, Evan	885496	Samsung Stainless	AP	2	$ 2,400.00	N	$ 624.00	0.0	$ 0.00	$ 0.00
1213	05-25-17	Express	FFQE5100PW	7.0 Cu. Ft. Electric Dryer	AP	1	$ 849.00	N	$ 209.00	0.0	$ 50.00	$ 50.00
1212	05-25-17	Jones, Johnny	SSEL44D	Samsung Slide-In	AP	2	$ 3,099.98	N	$ 699.98	0.0	$ 0.00	$ 0.00
1212	05-25-17	Jones, Johnny	FFHS2622MS	26 CU FT Side by Side	AP	1	$ 997.00	N	$ 222.00	0.0	$ 0.00	$ 0.00
1209	05-24-17	Parker, Peter	Delivery	Delivery Fee	NI	1	$ 60.00	N	$ 60.00	0.0	$ 0.00	$ 0.00
1209	05-24-17	Parker, Peter	6000	Gel Pillow	70	1	$ 49.99	N	$ 37.50	0.0	$ 0.00	$ 0.00
1209	05-24-17	Parker, Peter	2151AS	Sealy King Mattress	10	1	$ 799.99	N	$ 399.99	12.0	$ 0.00	$ 48.00

COMMISSION REPORT

View commissions and spiffs earned by one or all of your employees. The Summary Report shows total earnings, while the detail report breaks down commissions and spiffs by item.

Other Employee Reports:

- ✓ Time Clock Report

Accounting

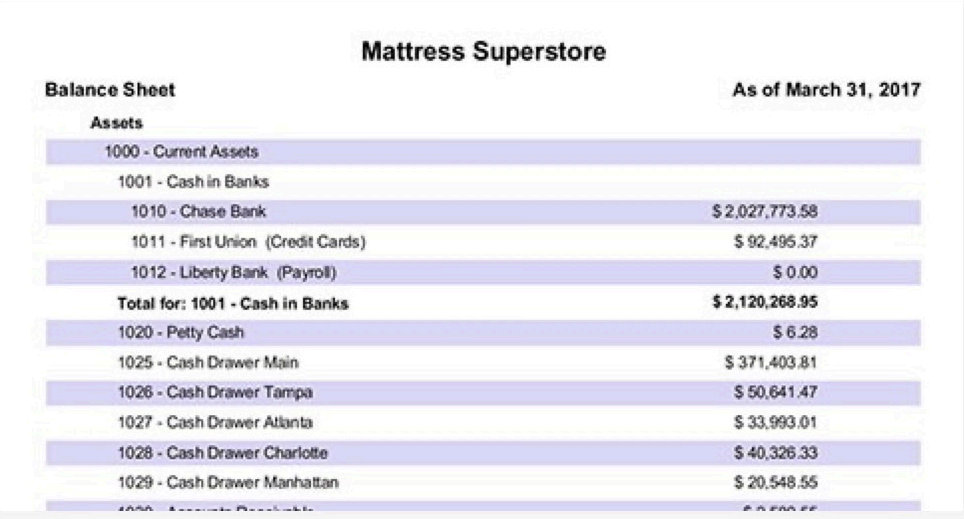

Mattress Superstore

Balance Sheet	**As of March 31, 2017**
Assets	
1000 - Current Assets	
1001 - Cash in Banks	
1010 - Chase Bank	$ 2,027,773.58
1011 - First Union (Credit Cards)	$ 92,495.37
1012 - Liberty Bank (Payroll)	$ 0.00
Total for: 1001 - Cash in Banks	**$ 2,120,268.95**
1020 - Petty Cash	$ 6.28
1025 - Cash Drawer Main	$ 371,403.81
1026 - Cash Drawer Tampa	$ 50,641.47
1027 - Cash Drawer Atlanta	$ 33,993.01
1028 - Cash Drawer Charlotte	$ 40,326.33
1029 - Cash Drawer Manhattan	$ 20,548.55

BALANCE SHEET

Easily view your company’s assets, liabilities, and equity for the current period or a prior periods. You can choose to include or exclude G/L numbers from the print.

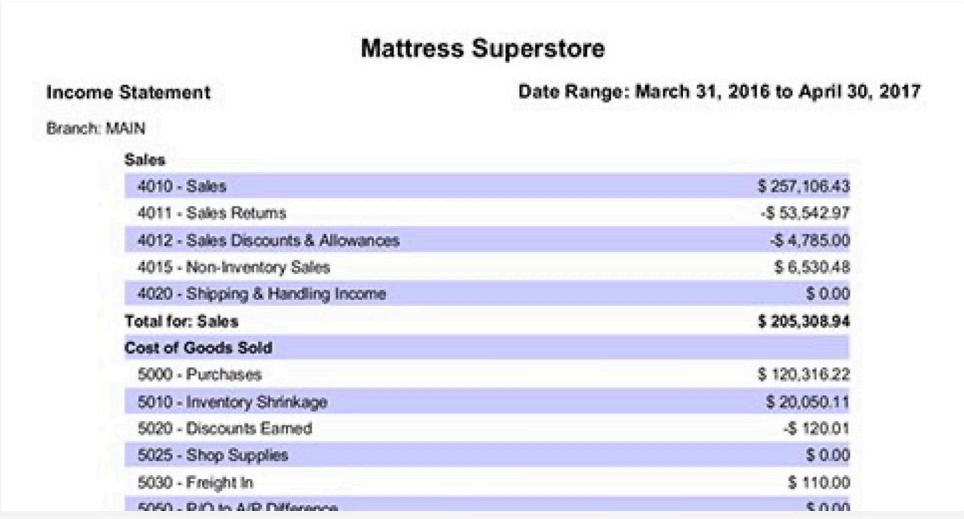

Mattress Superstore

Income Statement	**Date Range: March 31, 2016 to April 30, 2017**
Branch: MAIN	
Sales	
4010 - Sales	$ 257,106.43
4011 - Sales Returns	-$ 53,542.97
4012 - Sales Discounts & Allowances	-$ 4,785.00
4015 - Non-Inventory Sales	$ 6,530.48
4020 - Shipping & Handling Income	$ 0.00
Total for: Sales	**$ 205,308.94**
Cost of Goods Sold	
5000 - Purchases	$ 120,316.22
5010 - Inventory Shrinkage	$ 20,050.11
5020 - Discounts Earned	-$ 120.01
5025 - Shop Supplies	$ 0.00
5030 - Freight In	$ 110.00

INCOME STATEMENT

Quickly see a summary of revenues and expenses for selected branches. Run the report for the current period or a prior period and choose whether to include or exclude G/L numbers.

Other Accounting Reports:

- ✓ Trial Balance
- ✓ A/P Aging Report
- ✓ 1099 Vendors Report
- ✓ A/R Cash Receipts Report

Decisions, decisions.

Poor decisions are one of the largest money wasters in a small business. With Smartwerks timely and accurate analytics, you’ll make decisions based on stable metrics instead of gut feelings or hunches.

PRODUCT DECISIONS

Identify the items that your customers really want and stock just the right amount of

CUSTOMER DECISIONS

To be a successful business owner, you need to understand the buying habits of your

EMPLOYEE DECISIONS

Reward your best performers and coach the ones who need improvement. Reduce them. Become a master at setting prices that your customers will pay, while at the same time yielding the greatest margins.

customers. With that information, you can effectively maintain and nurture your most important relationships.

employee theft and dishonesty by tracking employee actions and securing specific areas of the software.

FINANCIAL DECISIONS

Just because you're making a profit doesn't mean you have enough cash to stay afloat. With Smartwerks, you'll pinpoint the areas of your business that are eating up cash and get those bills paid on time.

MARKETING DECISIONS

Smartwerk Referral provides incentives for loyal customers to spread the word about your company. Word-of-mouth stops being an organic process, and instead, becomes something you can control.

See it in action.

In this video, discover how Smartwerks helps you:

- Process sales faster and more accurately.
- Bring in new customers and keep the ones you have.
- Manage your employees better.
- Spend money on the right products.
- Use powerful analytics to make smarter decisions.

"I decided to go with Smartwerks software, and it has proven to be a great decision. It is easy to train new employees, and I love the way it keeps track of my inventory. The staff is very helpful and accommodating."

Kim, Kim's Fine Jewelry, Summerville, SC

WATCH OUR DEMO VIDEO

No pressure. No commitments.

*Name

*Email

*Company

☐ Yes, I would like to receive weekly business tips, advice, and other helpful resources via email.

SEND ME THE VIDEO

By providing your information, you agree to our Privacy Policy.

Free Guide

Online Demo

Get Started

EXPLORE

Home
Tour
Pricing
Blog
Support

CONTACT

Call 1-888-882-1530
ext. 108 or email us.

4625 East Bay Drive Suite 201
Clearwater, FL
33764

FOLLOW US

OTHER

Who We Are
Privacy Policy
Terms of Service

Copyright 2021 Smartwerks, Inc.